

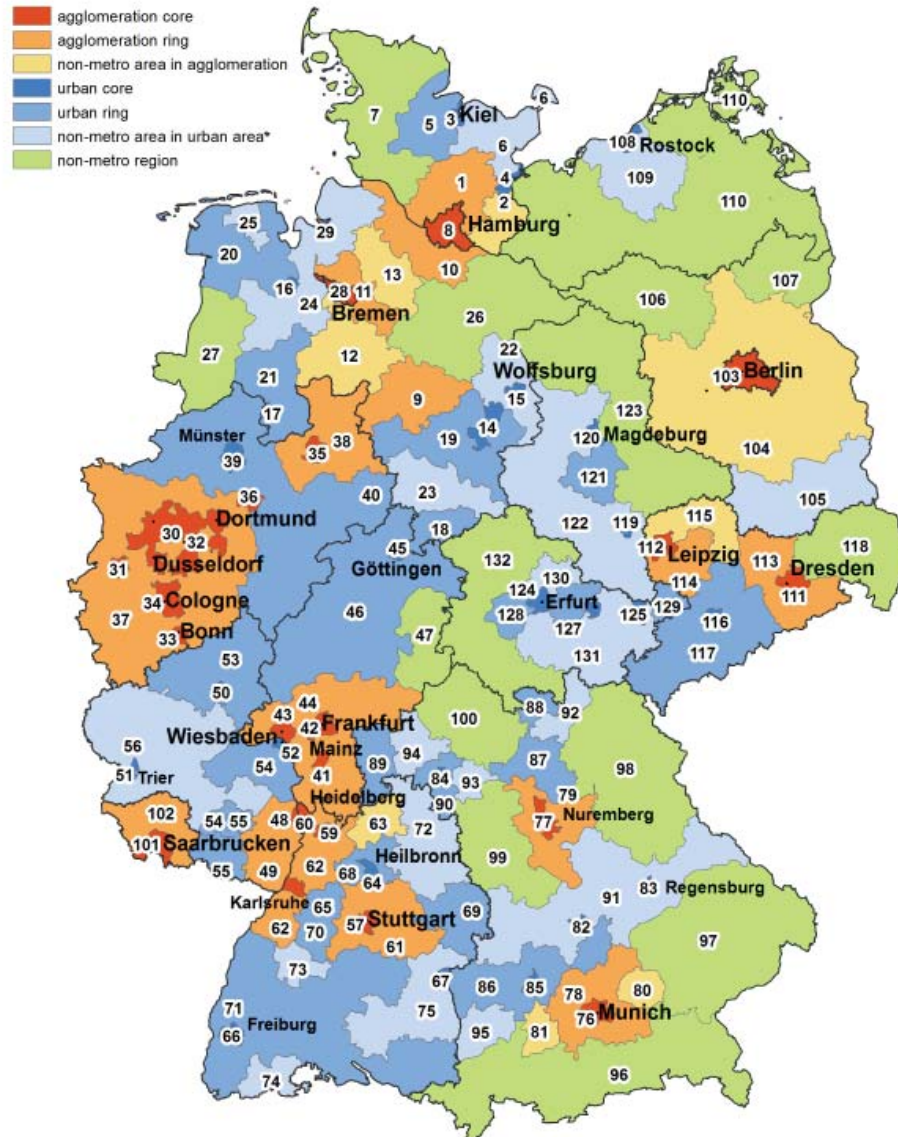
Internal Migration in Germany, 1995-2010: New Insights into East-West Migration and Re-urbanisation*

Nikola Sander

Online Appendix: Coloured versions of figures

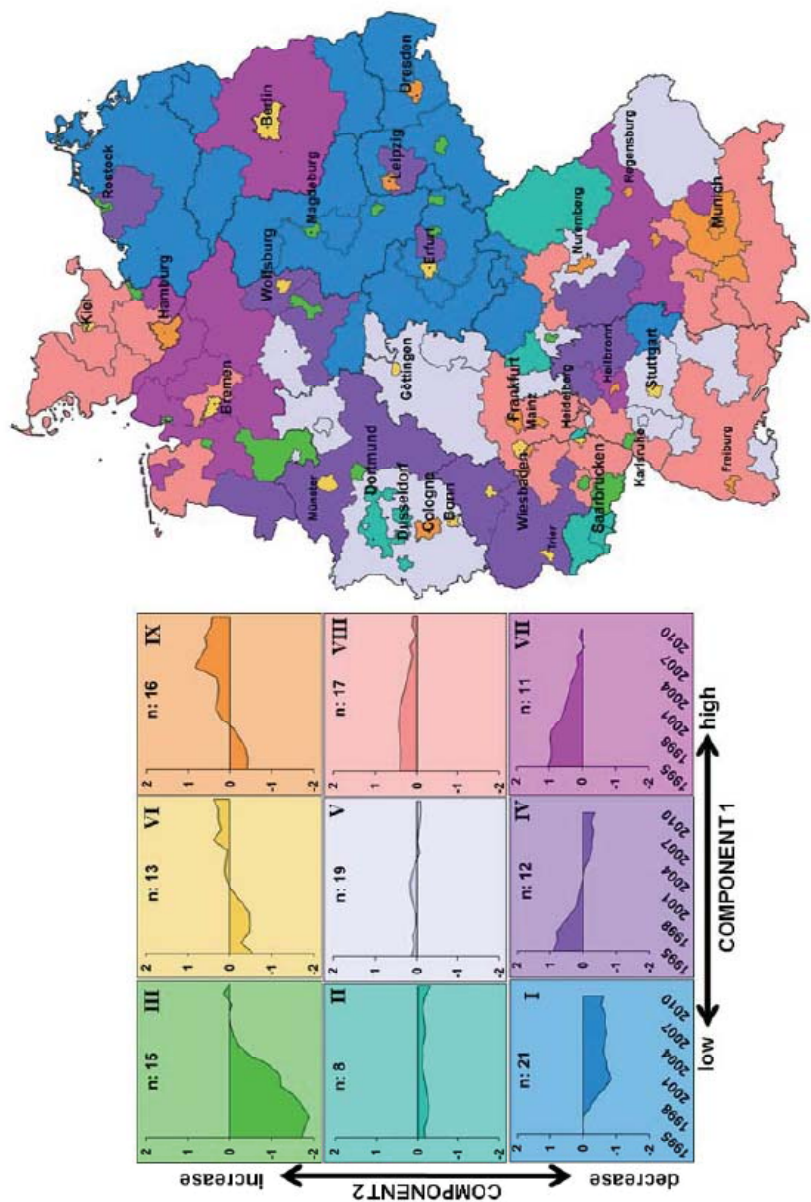
* This online Appendix contains coloured figures for the article: DOI 10.12765/CPoS-2014-04en,
URL: <http://www.comparativepopulationstudies.de/index.php/CPoS/article/view/89/174>.

Fig. 2: Spatial framework for the study of internal migration for 132 analytical regions, typology adapted from BBSR



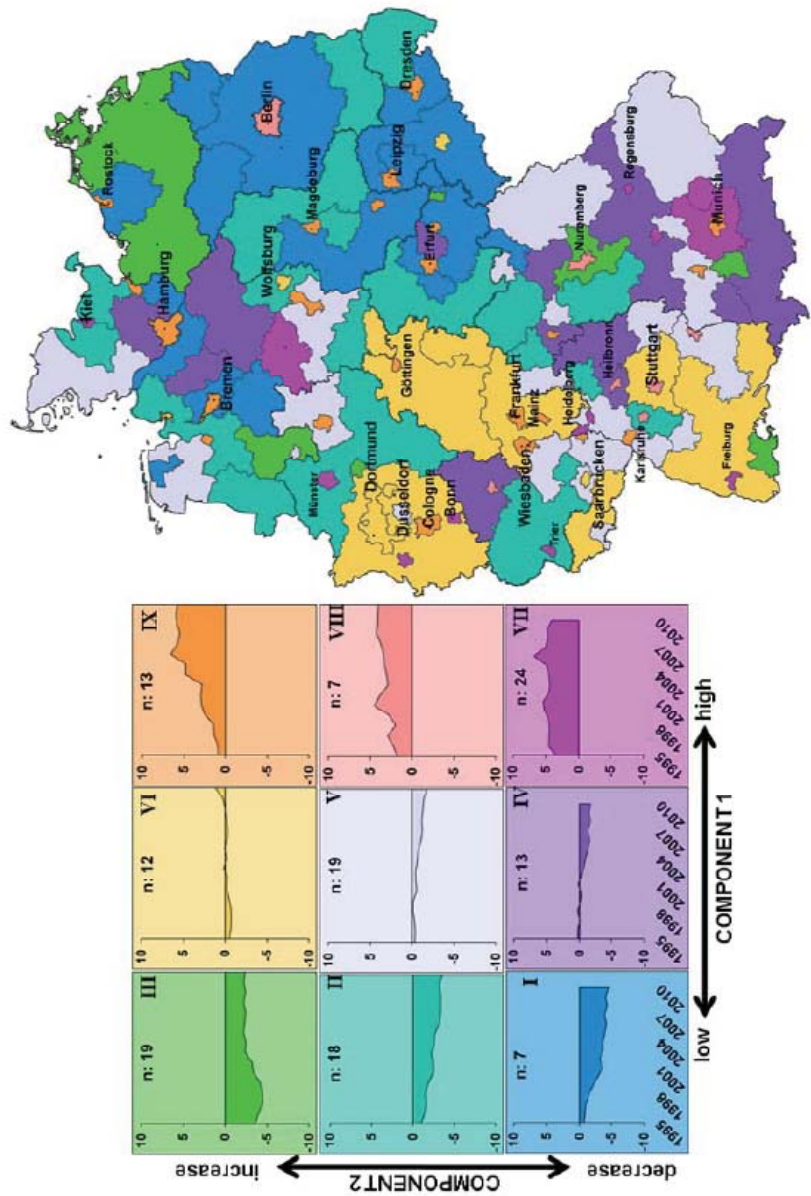
Source: own design

Fig. 10: Bicomponent map of net-migration (in %) of the total population for 132 analytical regions, 1995-2010



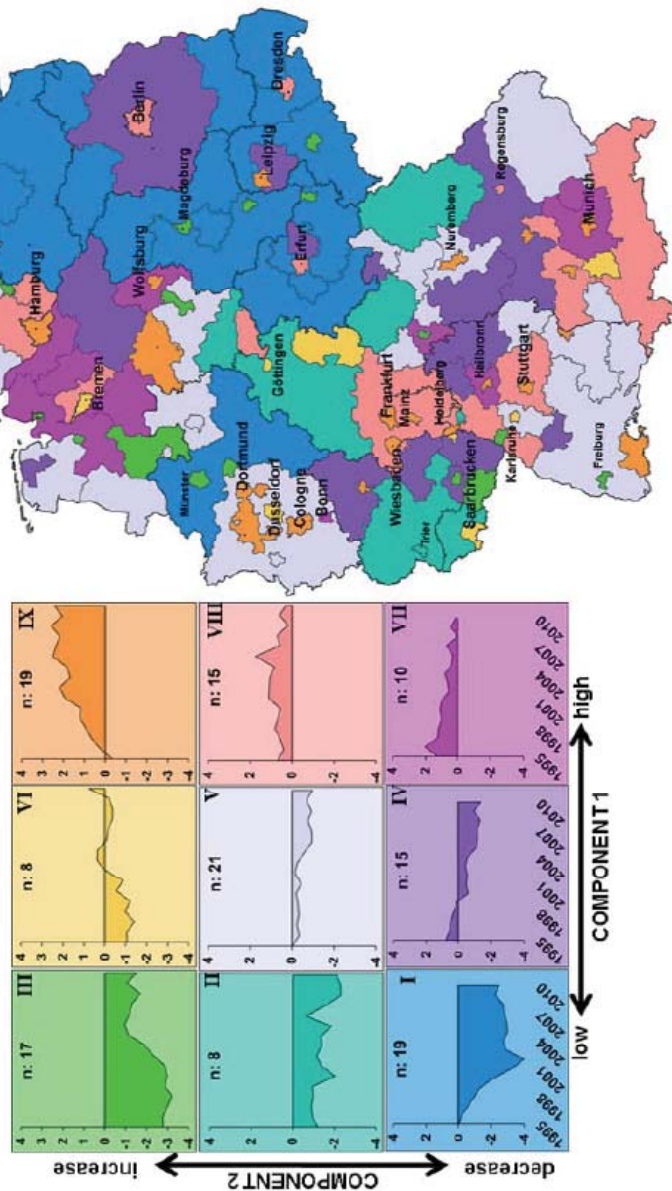
Source: Author's calculations based on Destatis data

Fig. 11: Bicomponent map of net-migration (in %) of 18-24 year olds for 132 analytical regions, 1995-2010



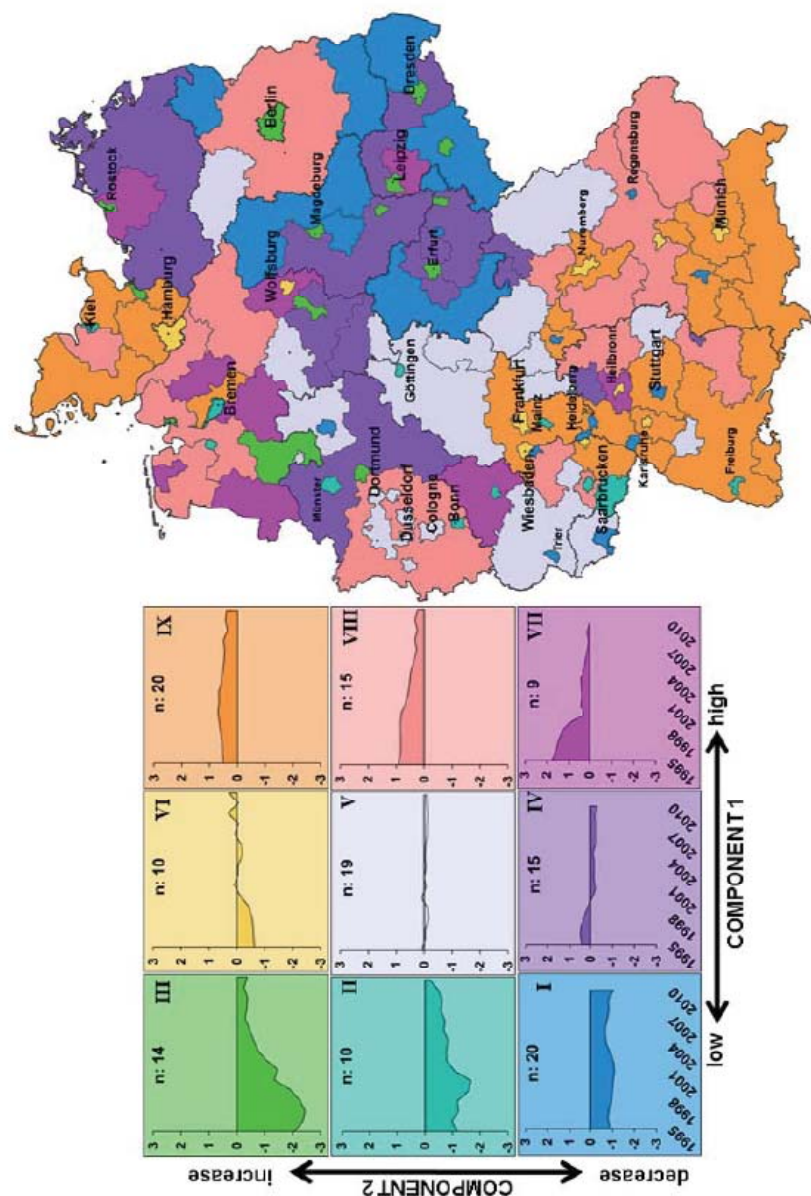
Source: Author’s calculations based on Destatis data

Fig. 12: Bicomponent map of net-migration (in %) of 25-29 year olds for 132 analytical regions, 1995-2010



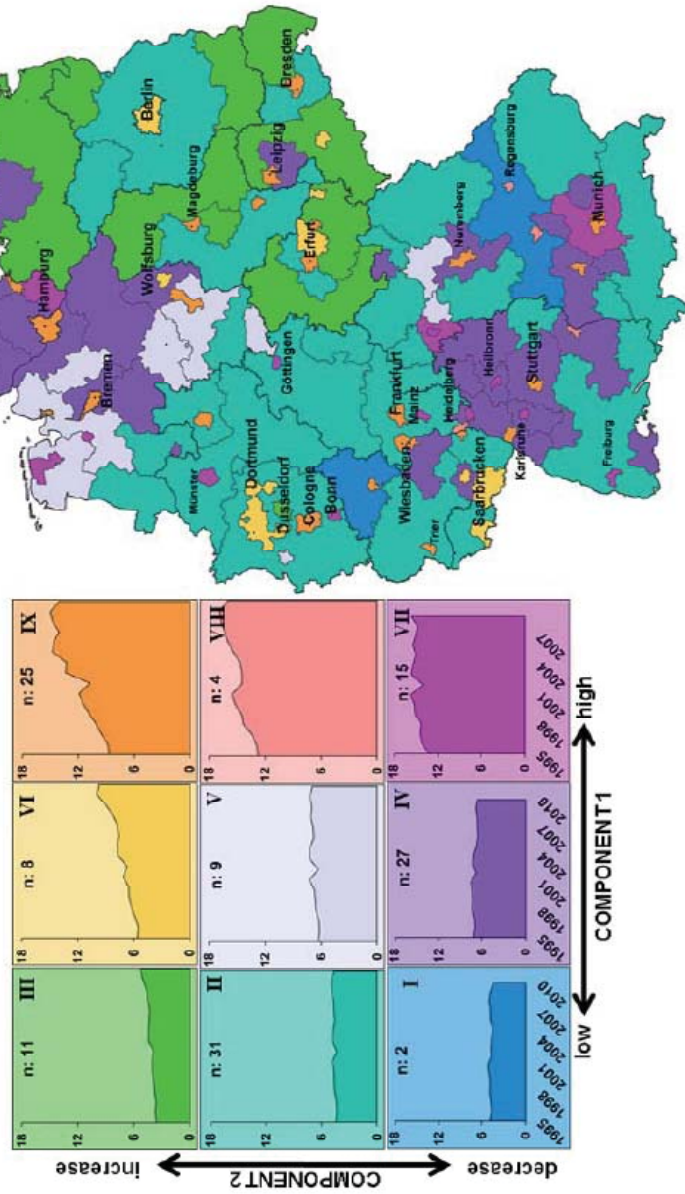
Source: Author's calculations based on Destatis data

Fig. 13: Bicomponent map of net-migration (in %) of 30-49 year olds for 132 analytical regions, 1995-2010



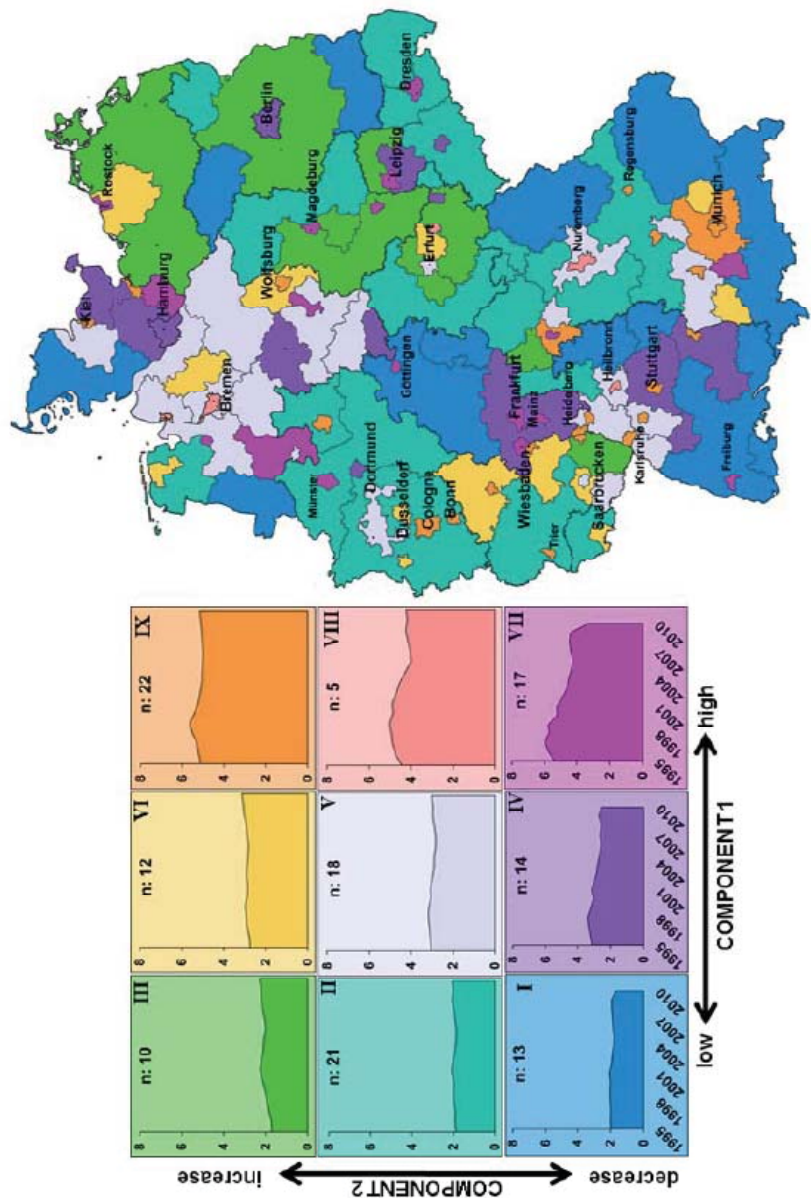
Source: Author's calculations based on Destatis data

Fig. 14: Bicomponent map of in-migration (in %) of 18-24 year olds for 132 analytical regions, 1995-2010



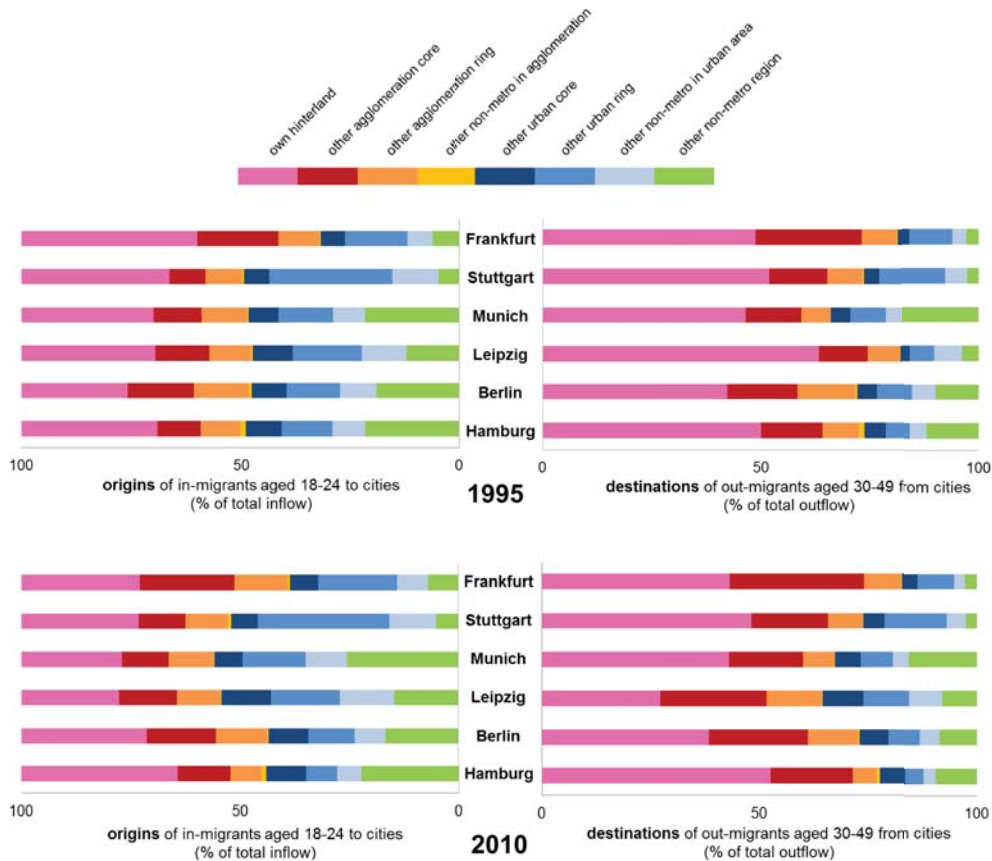
Source: Author's calculations based on Destatis data

Fig. 15: Bicomponent map of out-migration (in %) of 30-49 year olds for 132 analytical regions, 1995-2010



Source: Author's calculations based on Destatis data

Fig. 16: Composition of inflows among 18-24 year olds and outflows among 30-49 year olds to and from large German cities in 1995 and 2010



Source: Author's calculations based on Destatis data

The data set on which this study is based is provided in this appendix zip-file. The copyright remains with the author.

Dr. Nikola Sander (✉). Wittgenstein Centre for Demography and Global Human Capital (a collaboration of IIASA, VID/ÖAW, WU), Vienna Institute of Demography of the Austrian Academy of Sciences, Vienna, Austria. E-Mail: nikola.sander@oeaw.ac.at, URL: http://www.oeaw.ac.at/vid/staff/staff_nikola_sander.shtml

Comparative Population Studies

www.comparativepopulationstudies.de

ISSN: 1869-8080 (Print) – 1869-8999 (Internet)

Published by / Herausgegeben von

Prof. Dr. Norbert F. Schneider

Federal Institute for Population Research
D-65180 Wiesbaden / Germany

Managing Editor /

Verantwortlicher Redakteur

Frank Swiaczny

Assistant Managing Editor /

Stellvertretende Redakteurin

Katrin Schiefer

Language & Copy Editor (English) /

Lektorat & Übersetzungen (englisch)

Amelie Franke

Copy Editor (German) /

Lektorat (deutsch)

Dr. Evelyn Grünheid

Layout / Satz

Beatriz Feiler-Fuchs

E-mail: cpos@bib.bund.de

Scientific Advisory Board /

Wissenschaftlicher Beirat

Paul Gans (Mannheim)

Johannes Huinink (Bremen)

Michaela Kreyenfeld (Berlin)

Marc Luy (Wien)

Clara H. Mulder (Groningen)

Notburga Ott (Bochum)

Peter Preisendörfer (Mainz)

Zsolt Spéder (Budapest)

Board of Reviewers / Gutachterbeirat

Martin Abraham (Erlangen)

Laura Bernardi (Lausanne)

Hansjörg Bucher (Bonn)

Claudia Diehl (Konstanz)

Andreas Diekmann (Zürich)

Gabriele Doblhammer-Reiter (Rostock)

E.-Jürgen Flöthmann (Bielefeld)

Alexia Fürnkranz-Prskawetz (Wien)

Beat Fux (Zürich)

Joshua Goldstein (Rostock)

Karsten Hank (Köln)

Sonja Haug (Regensburg)

Aart C. Liefbroer (Den Haag)

Kurt Lüscher (Konstanz)

Dimiter Philipov (Wien)

Thomáš Sobotka (Wien)

Heike Trappe (Rostock)